



Los Angeles Department of City Planning
200 North Spring Street
Los Angeles, CA 90012



PUBLIC NOTICE

WESTWOOD COMMUNITY DESIGN REVIEW BOARD

Board Members: Terri Tippet (Chair), Kenneth Korman, Doug Dworsky, Jann Williams, Bob Mirdamadi, James Grant, Adam Moos

Date: May 18, 2016

Time: 6:00 p.m.

Location: Belmont Village Senior Living Westwood

10475 Wilshire Blvd. 90024 *(Free Parking)*

AGENDA

1. Call to Order (Chair)
2. Review of Agenda
3. Planning Department Staff Communication
4. Public Hearing:

- a. **DIR-2016-1420-DRB-SPP (1077 S Broxton Ave.) – FINAL REVIEW** for a sign installation to an existing fast food establishment. **(Applicant's Representative: Dennis Stout, Megahertz Electric Signs)**

5. Discussion and Action
6. Public Comment Period*
7. Adjourn

Next meeting: June 1, 2016 (Pending submission of new casework)

*The DRB shall provide an opportunity in open meetings for the public to address on items of interest to the public that are within the subject matter and jurisdiction of the DRB. Individual testimony within the public comment period shall be limited to three (3) minutes per person and up to ten (10) minutes per subject. However, the DRB chairperson has the discretion to modify the time allotted on each subject, to each speaker and the number of speakers per subject. **Items may be called in any order at the discretion of the DRB chairperson. EVERY PERSON WISHING TO ADDRESS THE BOARD DURING THE MEETING MUST COMPLETE A SPEAKER'S CARD AND SUBMIT IT TO THE CITY PLANNING STAFF.**


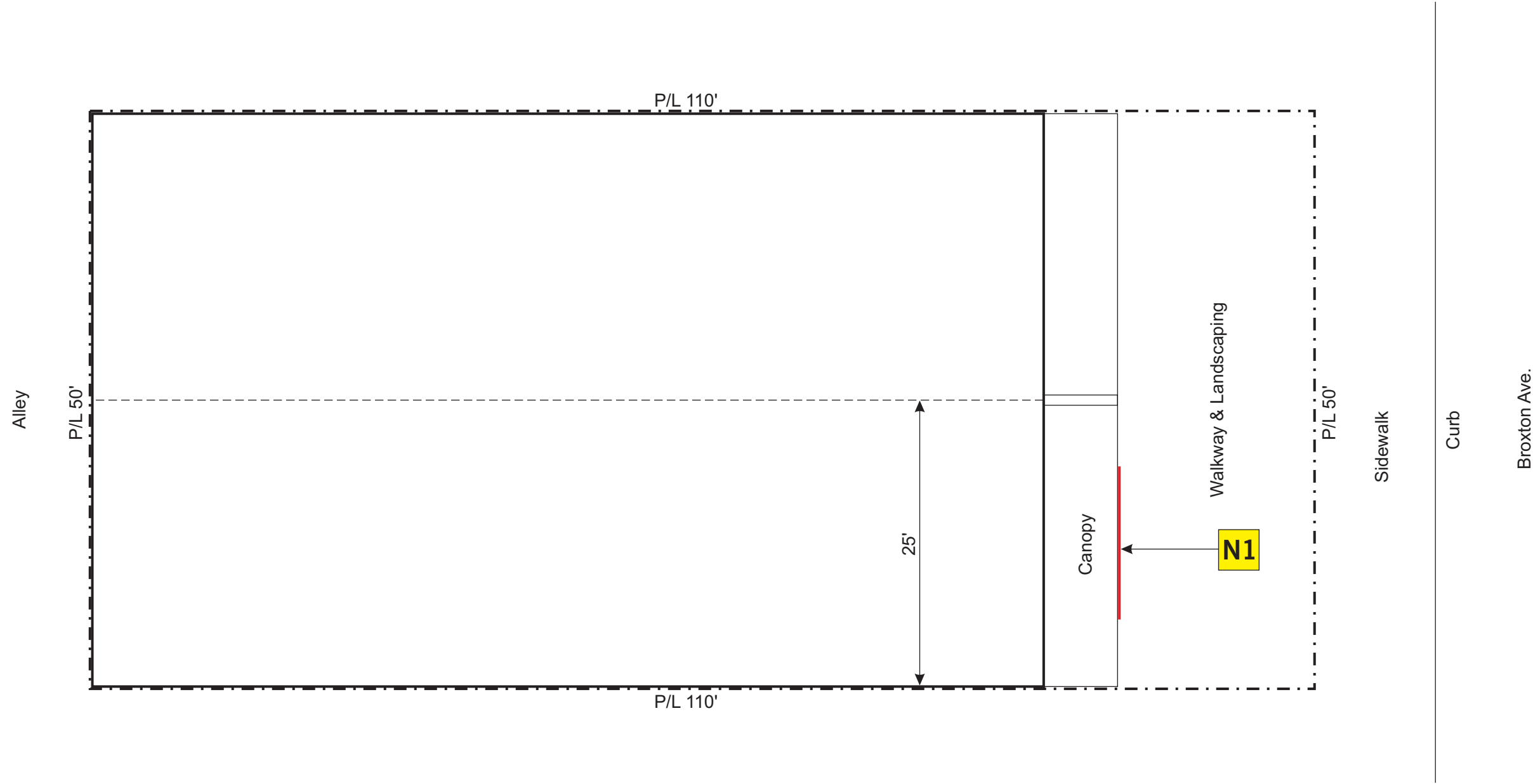
Under the provisions of the Brown Act (Gov. Code Sec. 54959-54960), the Westwood Community Design Review Board is a "legislative body" and must: 1) Conduct all quorum meetings in public; and 2) Post all agenda items or issues considered for discussion seventy-two (72) hours before public meetings. Public notices are posted at the Offices of the Planning Department, the lobby of City Hall East, at the appropriate Council Office, and on the Planning Department Website:

- **Department of City Planning** City Hall Room 621, 200 N. Spring Street, Los Angeles, CA 90012 **Internet:** <http://cityplanning.lacity.org>
Staff Contact: Sheila Gershon **Tel:** 213.978.1376 **Fax:** 213.978.1226 **E-mail:** Sheila.Gershon@lacity.org
- **Council District Office (CD #5)** 822 S. Robertson Blvd., Suite 102 Los Angeles, CA 90035 **Tel.** 310.289.0353

PLANS AND MATERIALS OFFICIALLY SUBMITTED FOR THE ABOVE REFERENCED CASES CAN BE MADE AVAILABLE FOR REVIEW AT THE DEPARTMENT OF CITY PLANNING OFFICE AND THE COUNCIL DISTRICT OFFICE.

If you challenge these agenda items in court, you may be limited to raising only those issues you or someone else raised at the public hearing agendized here, or in written correspondence on the matters delivered to this agency at or before the public hearing. As a covered entity under Title II of the Americans with Disabilities Act, the City of Los Angeles does not discriminate. The meeting facility and its parking are wheelchair accessible. Sign language interpreters, assistive listening devices, or other auxiliary aids and/or other services may be provided upon request. To ensure availability of services, please make your request not later than three (3) working days prior to the meeting by calling the staff person referenced in this notice. *Traductores u otro tipo de servicio puede ser proveído si se solicita. Para asegurar que este tipo de servicio sea disponible, favor de solicitarlos por lo menos 3 días (72 horas) antes de la audiencia llamando al teléfono mencionado.*

[**DIR:** Director of Planning Determination; **DRB:** Design Review Board; **SPP:** Specific Plan Project Permit Compliance; **SPPA:** Specific Plan Project Permit Adjustment; **COA:** Certificate of Appropriateness; **DB:** Density Bonus]



Not to Scale

APN: 4363-024-003
Tract: 10600
Lot: 5
Map sheet: 132B149
Zoning: C4-2D-O

Property Owner:
Broxton Two LLC
83883 Wilshire Blvd., #510
Beverly Hills, CA 90211



Yakima Office
2323 W. Washington Ave
Yakima, WA 98902
509.469.8186
800.562.2854
Fax 509.469.8211

0087
Customer Number
126788
Quote Number
CMG1084-LosAngelesCA-788
File Name

Paul Genge
Salesperson
Cody Stewart
Drawn By
Checked By

August 4, 2015
Date
Rev1 8/4/2015
Date
Revisions

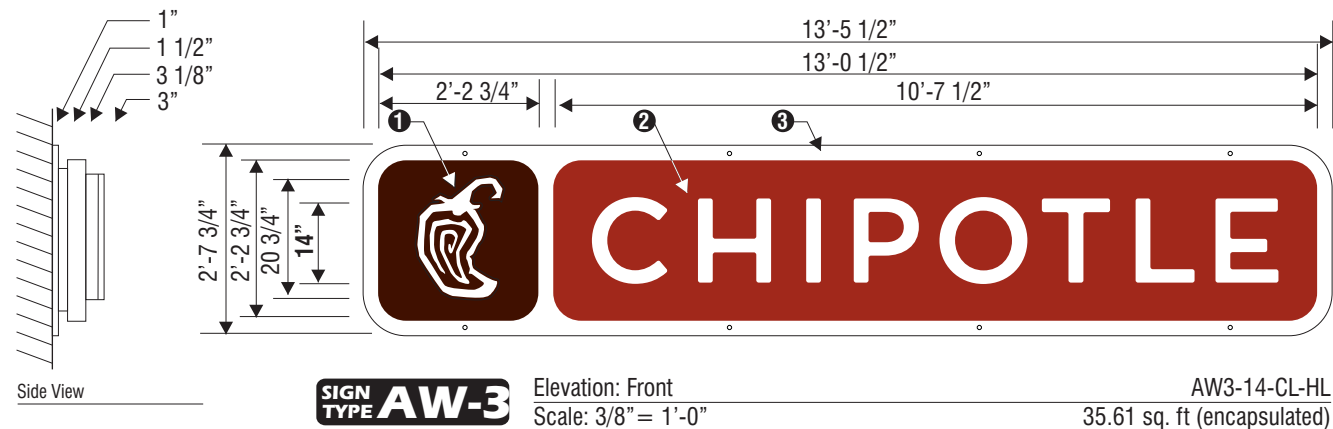
1.5
[] Approved
[] Approved With Changes Noted
Customer Signature
Date
Landlord Signature
Date

This original artwork is protected under Federal Copyright Laws. Make no reproduction of this design concept without permission from Tube Art Group.

This drawing is intended to provide a reasonable representation of the final manufactured article. Fasteners and seams in materials may not be represented exactly as they will be fabricated. Colors on prints may not accurately depict specific colors.



#1084
1077 Broxton Ave
Los Angeles, CA 90024



N1 Manufacturing and instal qty (1) s/f channel letter display with Halo illuminated cabinets on backer panel. Flush Mount. *Exterior signage with drain holes.

- ① “Pepper”- 3” deep stock-Dark Brown (Adobo Brown PMS 4625) coil returns with 1”stock Dark Brown (Adobo Brown PMS 4625) trim-cap. 1” deep “routed-out” clear acrylic face with 1/2” recessed painted (Adobo Brown PMS 4625) .063 alum.insert and White LED illumination. Acrylic to have 1st surface 3/8” Brown (7725-19) vinyl border with 2nd surface diffuser film.
- ② “Chipotle”- 3” deep stock-Dark Brown (Adobo Brown PMS 4625) coil returns with 1” stock Dark Brown (Adobo Brown PMS 4625) trim-cap. 3/16” Cyro (2447 Milk-White) acrylic faces with White LED illumination.
- ③ Above components to be flush mounted on .125 painted alum. cabinets with 3” deep .063 weld on edge returns. 1” square tube internal structure with clear 1/4” diffused polycarbonate backer and White Halo illumination. Cabinets paint to (Roasted Red PMS 484) and (Adobo Brown PMS 4625) with 1-1/2” stand-offs. Cabinet faces to be removable via countersunk screws through perimeter of returns for service. Cabinets mounted to non-illuminated .063 painted alum. (White) rear backer panel with 1” deep .063 weld on edge returns with 1” x 2” internal rec. tube structure. Backer panel mounts to fascia with 3/8” lag bolts though face/frame with open back on panel. (Heyco caps required in panel faces, paint to match).

All components are U.L. listed items with installation conforming to U.L. standards



Existing Conditions
NTS



New
NTS

Height from grade to top of sign 16.5'

Height from grade to top of awning: 18.0'.



Yakima Office
2323 W. Washington Ave
Yakima, WA 98902
509.469.8186
800.562.2854
Fax 509.469.8211

0087
Customer Number
126788
Quote Number
CMG1084-LosAngelesCA-788
File Name

Paul Genge
Salesperson
Cody Stewart
Drawn By
Checked By


August 4, 2015
Date
Rev1 8/4/2015
Revisions

[] Approved
[] Approved With Changes Noted
Customer Sign ature Landlord Signature
Date Date

This original artwork is protected under Federal Copyright Laws. Make no reproduction of this design concept without permission from Tube Art Group.

This drawing is intended to provide a reasonable representation of the final manufactured article. Fasteners and seams in materials may not be represented exactly as they will be fabricated. Colors on prints may not accurately depict specific colors.





HALO CONFIGURATION

Manufacturing Specifications for s/f channel letter display with Halo illuminated cabinets on backer panel (Flush mounted)

- "Pepper"**- 3" deep stock-Dark Brown (Adobo Brown PMS 4625) coil returns with 1"stock-Dark Brown (Adobo Brown PMS 4625) trim-cap. 1" deep "routed-out" clear acrylic face with 1/2" recessed painted (Adobo Brown PMS 4625) .063 alum. insert and White LED illumination. Acrylic to have 1st surface 3/8" Brown (7725-19) vinyl border with 2nd surface diffuser film.
- "Chipotle"**- 3" deep stock-Dark Brown (Adobo Brown PMS 4625) coil returns with 1" stock -Dark Brown (Adobo Brown PMS 4625) trim-cap. 3/16" Cyro (2447 Milk-White) acrylic faces with White LED illumination.
- Above components to be flush mounted on .125 painted alum. Halo cabinets with 3" deep .063 weld on edge returns. Cabinets to have clear 1/4" diffused polycarbonate with internal Polar White baffles and White Halo LED illumination. Cabinets paint to (Roasted Red PMS 484) and (Adobo Brown PMS 4625) with 1-1/2" x 1" square tube internal frame stand-offs. Cabinet faces to be removable via countersunk screws through perimeter of returns for service. Cabinets mounted to non-illuminated .063 painted alum. (White) rear backer panel with 1" deep .063 weld on edge returns with 1" x 2" internal rec. tube structure. Backer panel mounts to fascia with 3/8" lag bolts though face/frame with open back on panel. (Heyco caps required in panel faces, paint to match).

All components are U.L. listed items with installation conforming to U.L. standards

***Exterior signage with drain holes.**

TO BUILD PRINT



Yakima Office
2323 W. Washington Ave
Yakima, WA 98902
509.469.8186
800.562.2854
Fax 509.469.8211

0087
Customer Number
126788
Quote Number
CMG1084-LosAngelesCA-788
File Name

Paul Genge
Salesperson
Cody Stewart
Drawn By
Checked By

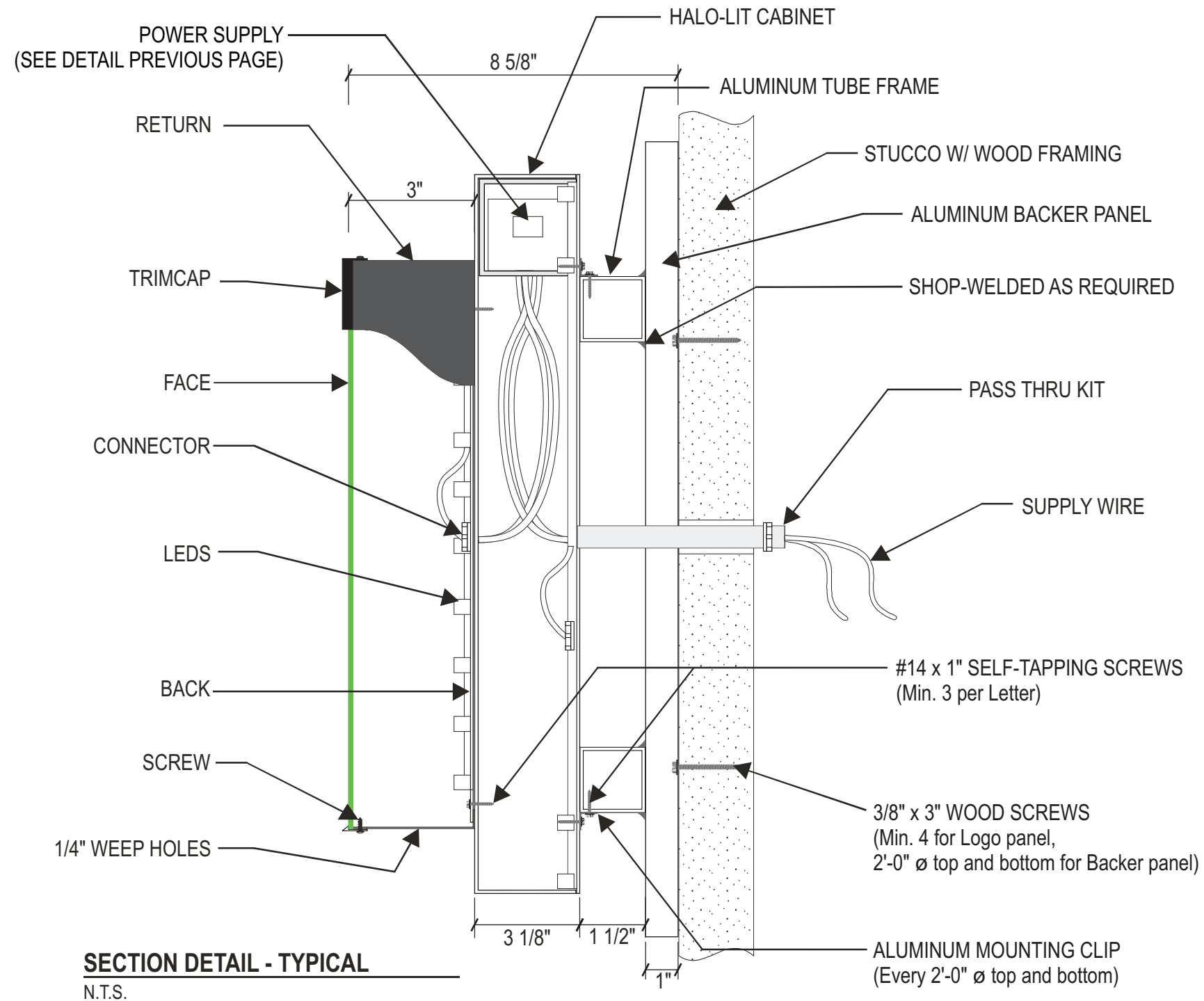
August 4, 2015
Date
Rev1 8/4/2015
.25
Revisions

[] Approved
[] Approved With Changes Noted
Customer Sign ature Landlord Signature
Date Date

This original artwork is protected under Federal Copyright Laws. Make no reproduction of this design concept without permission from Tube Art Group.


This drawing is intended to provide a reasonable representation of the final manufactured article. Fasteners and seams in materials may not be represented exactly as they will be fabricated. Colors on prints may not accurately depict specific colors.







SITE



Broxton Ave.



Yakima Office
2323 W. Washington Ave
Yakima, WA 98902
509.469.8186
800.562.2854
Fax 509.469.8211

0087
Customer Number
126788
Quote Number
CMG1084-LosAngelesCA-788
File Name

Paul Genge
Salesperson
Cody Stewart
Drawn By
Checked By

August 4, 2015
Date
Rev1 8/4/2015
Revisions
1.5
.25

[] Approved
[] Approved With Changes Noted
Customer Sign ature Landlord Signature
Date Date

This original artwork is protected under Federal Copyright Laws. Make no reproduction of this design concept without permission from Tube Art Group.

This drawing is intended to provide a reasonable representation of the final manufactured article. Fasteners and seams in materials may not be represented exactly as they will be fabricated. Colors on prints may not accurately depict specific colors.

