




LEGEND

- | | | | |
|---|-----------------------------|---|-------------------|
|  | Residential Single Family |  | Industrial |
|  | Residential Multiple Family |  | Open Space |
|  | Commercial |  | Public Facilities |

GENERALIZED LAND USE WILSHIRE

